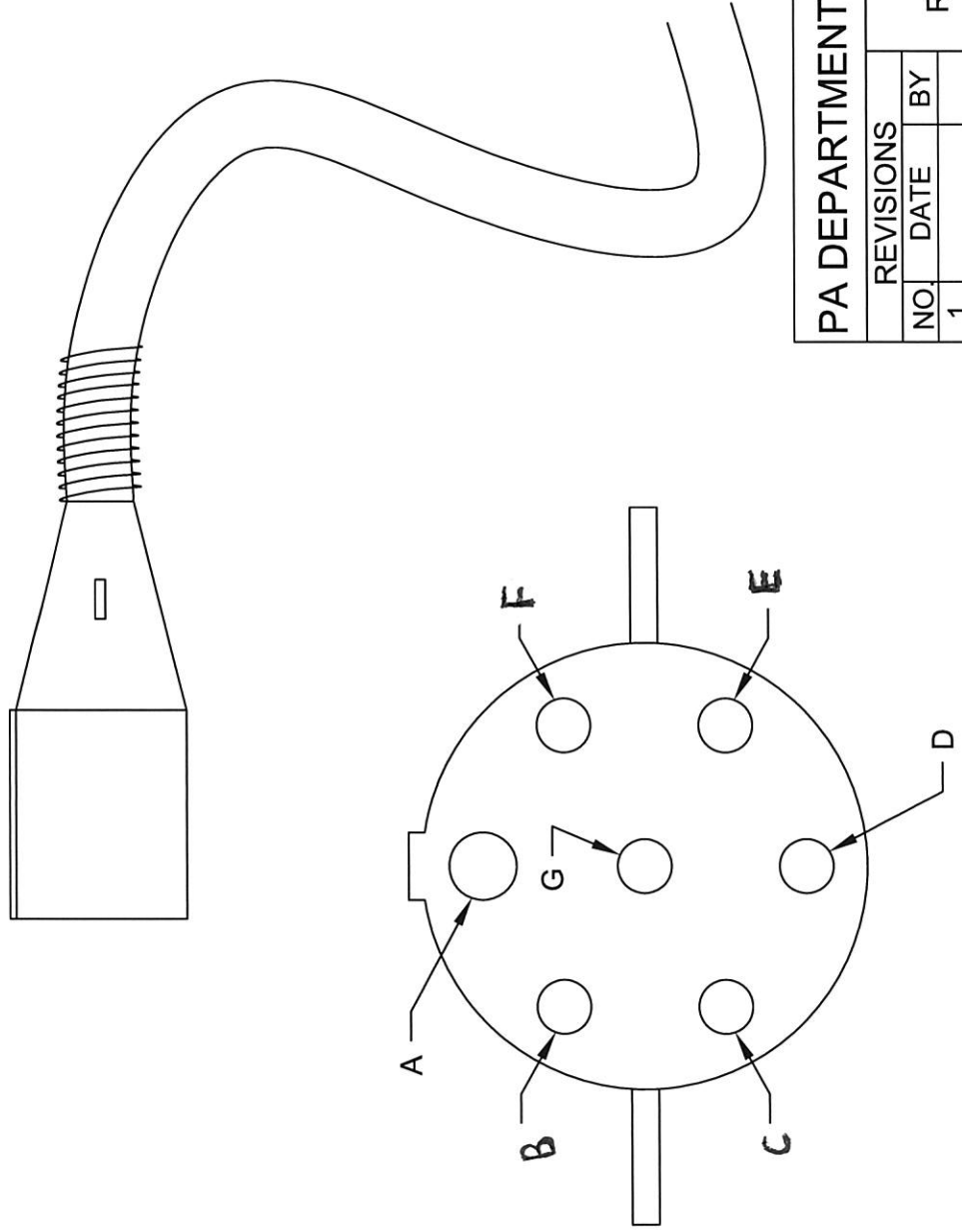


WIRING NOTES:

- A. WHITE: GROUND - 10
- B. BLACK: MARKER -12
- C. YELLOW: LEFT TURN & BRAKE - 12
- D. RED: STOP / BRAKE -12
- E. GREEN: RIGHT TURN & BRAKE - 12
- F. BROWN: TAIL - 12
- G. BLUE: ABS -12

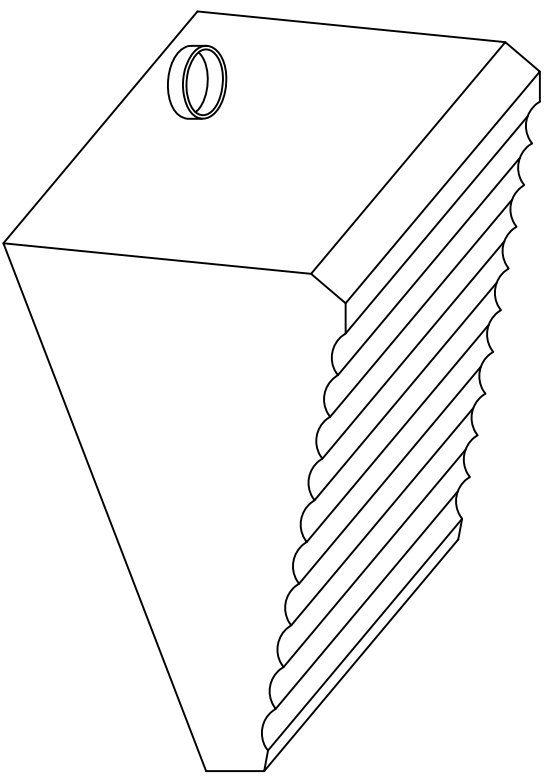
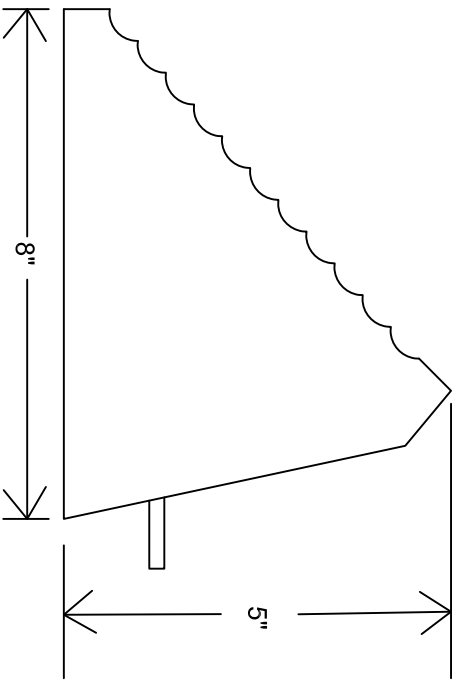


PA DEPARTMENT OF TRANSPORTATION

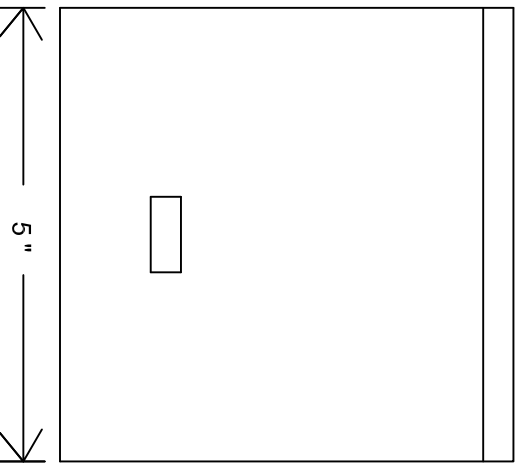
REVISIONS		
NO.	DATE	BY
1		
2		
3		

WIRING DIAGRAM / 7 WAY
ROUND PIN MALE CONNECTOR

DRAWN BY	JJB	SCALE	N/A	EQN-80B
DATE	08-02-16	CHKD BY		SHEET 1 OF 1



FINAL MOUNTING LOCATION SHALL BE DETERMINED AT THE PRE-BUILD MEETING. CHOCK HOLDERS SHALL BE ALUMINUM. TWO CHOCKS PER TRUCK SHALL BE SUPPLIED. CHOCKS SHALL HAVE 4 FEET OF $\frac{3}{8}$ INCH NYLON ROPE CONNECTING THE TWO CHOCKS TOGETHER.



PA DEPARTMENT OF TRANSPORTATION

REVISIONS			DRAWN BY			SCALE		
NO.	DATE	BY	DATE	CHK'D BY				
1			07-22-15	JJB	N/A			EQN-82A
2								
3								

5" X 8" X 5" CHOCK AND HOLDER

SURGE-BRAKE ACTUATOR WITH 3in. LUNETTE EYE. REF: DICO MODEL 20 OR DICO MODEL 10 OR EQUAL.

VARIABLE ADJUSTMENT BY COMBINATION OF ONE OR BOTH ADJUSTMENTS TO ALLOW 18in. TO 32in.

SEE NOTE

SAFETY CHAINS (2) MINIMUM 4ft. LONG MUST EXTEND A MINIMUM OF 3ft. BEYOND PINTLE WITH SAFETY HOOKS.

BREAK-AWAY CHAIN/WIRE.

GROTE 87020 (12ft. (min) / DM COIL CORD) TO EXTEND 8ft. BEYOND PINTLE.

REFERENCE EQN-80A

TOP VIEW

HEAVY DUTY (BOX CHANNEL PREFERABLE) DESIGN WITH MINIMUM CAPACITY NOT LESS THAN 10% MORE THAN TONGUE WEIGHT OF THE TRAILER.

NOTE: JACK STAND SHALL BE CENTERED AS BEST AS POSSIBLE.

ANY ALTERNATE OR ADDITIONAL DESIGNS RECOMMENDED BY THE MANUFACTURER SHALL BE SUBMITTED, IN WRITING, TO THE FLEET MANAGEMENT DIVISION SPECIFICATION UNIT FOR APPROVAL. IF A PERMANENT HITCH MUST BE UTILIZED IT SHALL BE SET AT 28 INCHES.

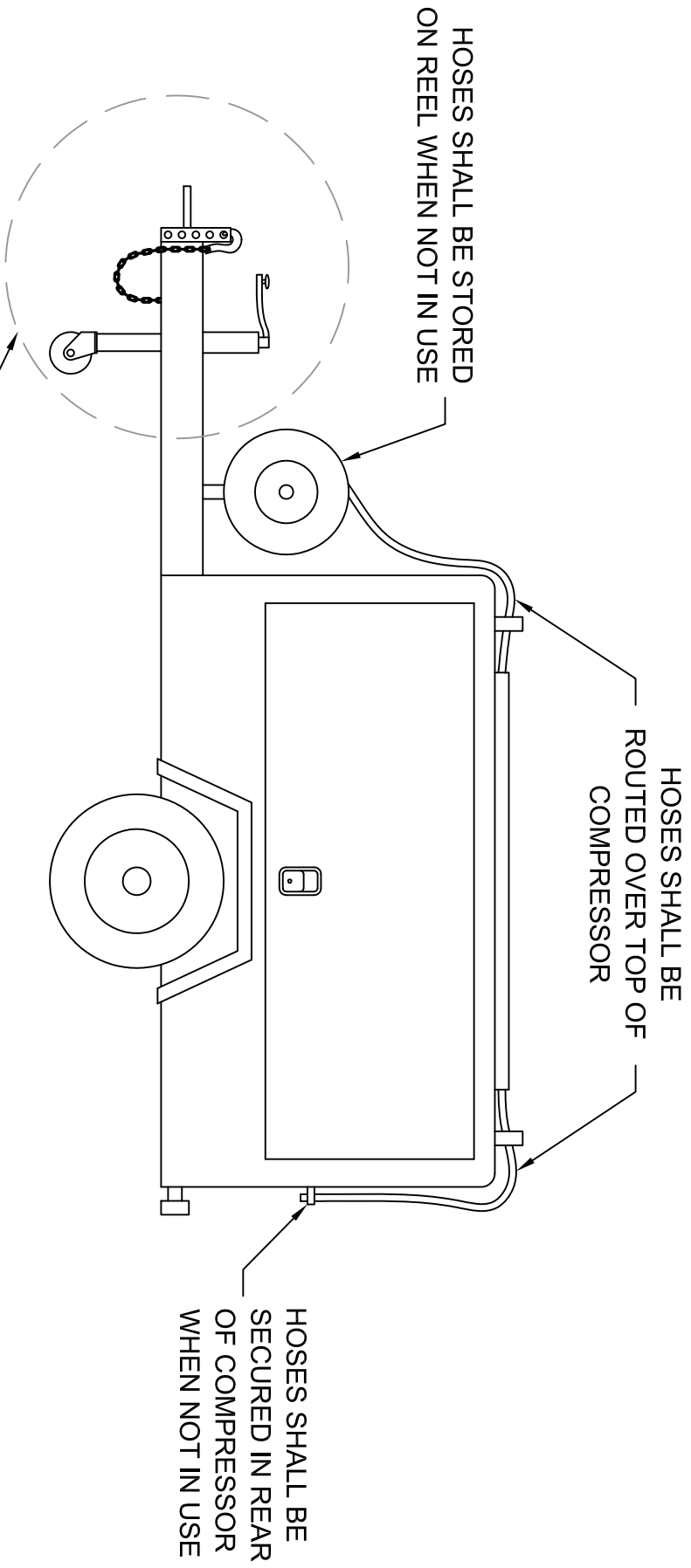
NOTE: THERE SHALL BE A COLE HERSEE, HOLDER 11750 MOUNTED IN THE TONGUE AREA.

PA DEPARTMENT OF TRANSPORTATION

TRAILER, FRONT END SPECIFICATIONS

REVISIONS			
NO.	DATE	BY	
1	07-11-13	JFM	
2	08-21-14	ACT	
3	07-22-15	JJB	

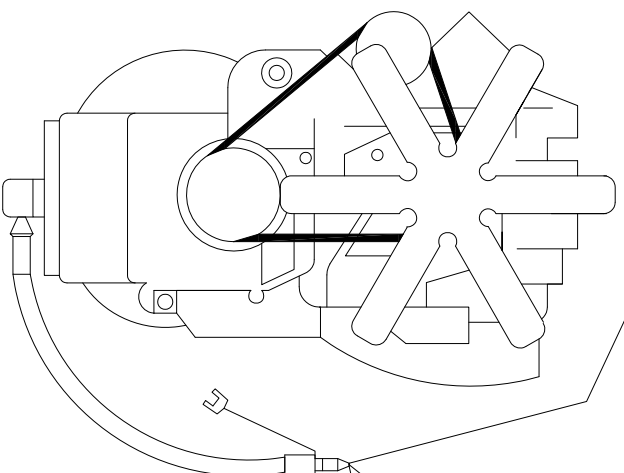
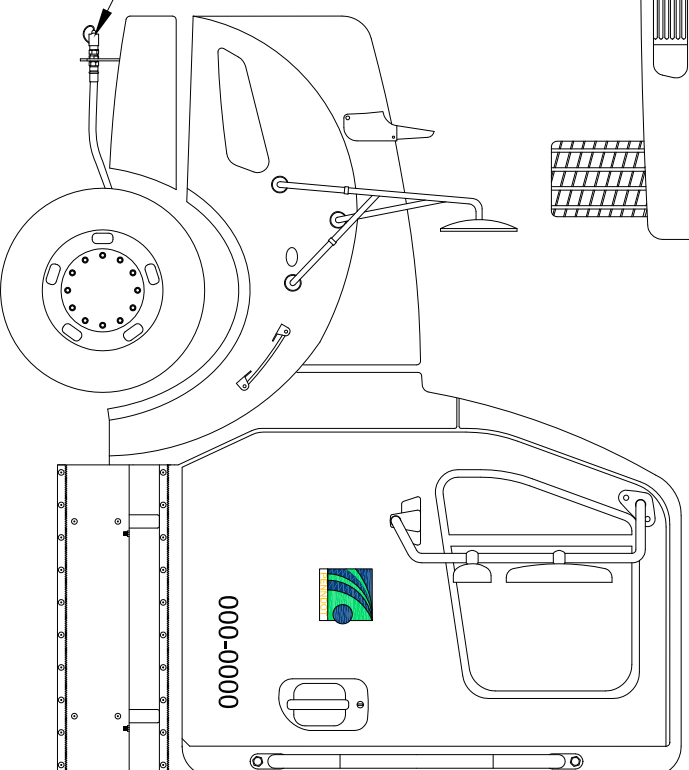
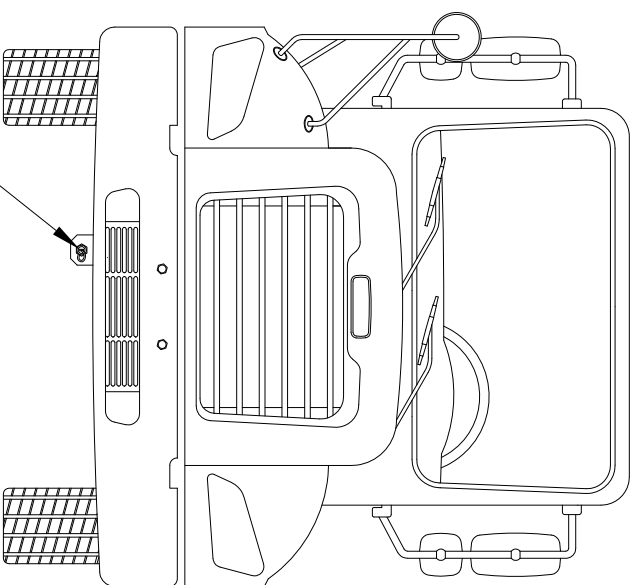
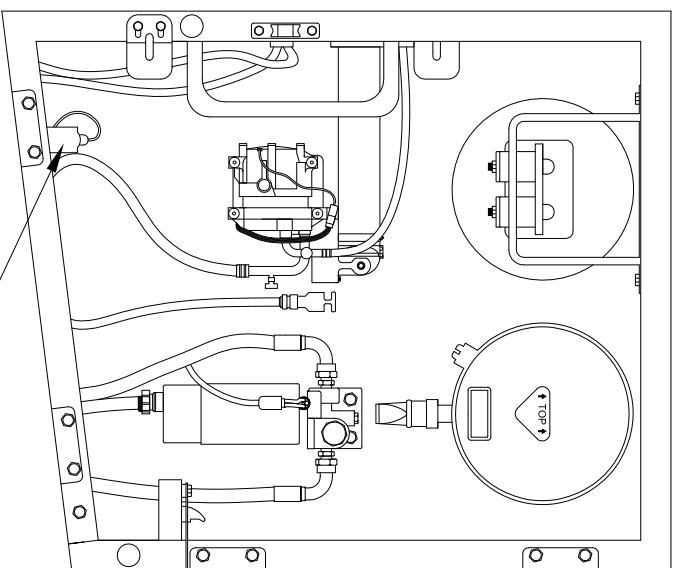
DRAWN BY	DLW	SCALE	N/A	EQN-84
DATE	10-09-97	CHG'D BY	WHM	SHEET 1 OF 1



PA DEPARTMENT OF TRANSPORTATION

REVISIONS		AIR COMPRESSOR	
NO.	DATE	BY	
1			
2			
3			

DRAWN BY	JJB	SCALE	N/A	EQN-143
DATE	12-20-16	CHK'D BY		SHEET 1 OF 1



DISCONNECT
COUPLING
FLOCS
ENGINE KIT

PA DEPARTMENT OF TRANSPORTATION

REVISIONS

NO	DATE	BY
1	07-01-03	BLD
2	10-20-06	CJW
3	06-19-13	JFM

**FAST LUBE OIL CHANGE SYSTEM
OVERVIEW AND PARTS LIST**

SCALE	DATE
N/A	08-22-97

000-0000

1. CONTACT AEROQUIP WITH YOUR DRAIN PAN PLUG SIZE
2. AEROQUIP DEALER TELEPHONE NUMBERS:

ADVANCED FLUID CONNECTORS..... 717-757-1068
 AIR BRAKE & POWER EQUIPMENT CO.. 717-622-6188
 AMERICAN BEARING & POWER..... 717-569-3291
 GOODALL RUBBER COMPANY 610-534-2100
 POWER DRIVES INC..... 814-833-8181
 R L MILLER INC..... 412-833-6800
 R L MILLER INC..... 814-456-8900
 SRG/BEVCO..... 610-358-3100
 VOTO MANUFACTURERS SALES CO.... 814-226-7101

FLOCS SHALL INCLUDE, BUT NOT LIMITED TO:

- A. DUST CAP 5657-12
- B. HOSE TO SUIT LENGTH
- C. HOSE FITTING TO SUIT
- D. ADAPTER TO SUIT
- E. HOSE CLAMP #900729-6
- F. BRACKET TO SUIT
- G. COUPLING 5602-12-12S

PA DEPARTMENT OF TRANSPORTATION

REVISIONS			FAST LUBE OIL CHANGE SYSTEM OVERVIEW AND PARTS LIST		
NO	DATE	BY	SCALE	CHK'D BY	
1	07-01-03	BLD	DLW	N/A	EQN-351A
2	10-20-06	CJW			
3	06-19-13	JFM			